

Website Monthly Report Dashboard

Mar 1, 2018 - Mar 31, 2018

All Users
100.00% Sessions


Unique Visitors

98
% of Total: 100.00% (98)



Total Visits

122
% of Total: 100.00% (122)

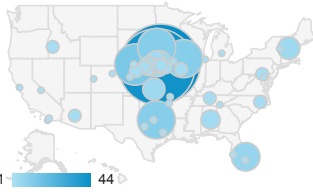


% New Visits

71.31%
Avg for View: 71.31% (0.00%)



Unique Pageviews



Traffic Drivers

Source / Medium	Sessions	Avg. Session Duration
google / organic	37	00:01:32
bing / organic	21	00:00:39
dhhs.ne.gov / referral	21	00:06:10
(direct) / (none)	14	00:01:44
m.facebook.com / referral	12	00:01:09
yahoo / organic	6	00:01:30
neactioncoalition.org / referral	4	00:00:13
enow.com / referral	1	00:01:26
l.facebook.com / referral	1	00:00:33
lm.facebook.com / referral	1	00:00:58

Most Popular Pages

Page Title	Pageviews	Avg. Time on Page
Welcome Nebraska Center for Nursing	100	00:00:57
Resources Nebraska Center for Nursing	26	00:00:33
Board Nebraska Center for Nursing	25	00:00:32
Education Nebraska Center for Nursing	20	00:02:11
About Nebraska Center for Nursing	17	00:00:33
Board Members Nebraska Center for Nursing	15	00:04:00
Data Nebraska Center for Nursing	15	00:01:33
Licensing Nebraska Center for Nursing	12	00:06:30
Nebraska Nurses Day at the Legislature Nebraska Center for Nursing	12	00:00:25
Search results Nebraska Center for Nursing	7	00:00:28

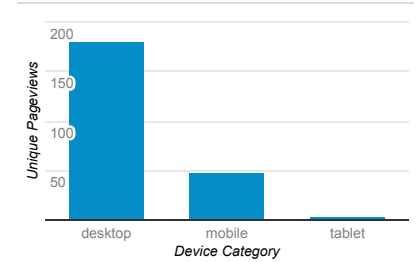
Top Landing Pages

Landing Page	Entrances	Bounce Rate
/	65	38.46%
/index	12	41.67%
/resources	12	91.67%
/events/nebraska-nurses-day-legislature	11	45.45%
/board	7	42.86%
/licensing	5	40.00%
/education	4	50.00%
/2015-award-1	1	100.00%
/about	1	0.00%
/brown-county	1	0.00%

Traffic from Social Networks

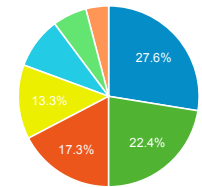
Social Network	Sessions
Facebook	14

Device Type used to Visit Website



Users by Browser

- Chrome
- Internet Explorer
- Safari
- Safari (in-app)
- Edge
- Firefox
- Other



Internet Explorer Browser Versions

Browser Version	Users
11.0	21
7.0	1

Website Monthly Report Dashboard

Apr 1, 2018 - Apr 30, 2018

All Users
100.00% Sessions


Unique Visitors

85
% of Total: 100.00% (85)



Total Visits

103
% of Total: 100.00% (103)

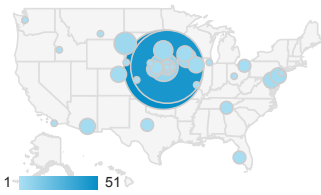


% New Visits

67.96%
Avg for View: 67.96% (0.00%)



Unique Pageviews



Traffic Drivers

Source / Medium	Sessions	Avg. Session Duration
google / organic	37	00:03:41
bing / organic	23	00:01:04
(direct) / (none)	21	00:00:50
dhhs.ne.gov / referral	11	00:02:53
yahoo / organic	3	00:00:12
ahrefs.com / referral	2	00:01:38
neactioncoalition.org / referral	2	00:02:52
app.smartsheet.com / referral	1	00:00:00
duckduckgo.com / referral	1	00:00:00
prod.uhrs.playmson.com / referral	1	00:00:00

Most Popular Pages

Page Title	Pageviews	Avg. Time on Page
Welcome Nebraska Center for Nursing	91	00:00:53
Education Nebraska Center for Nursing	37	00:04:15
About Nebraska Center for Nursing	17	00:01:06
Board Nebraska Center for Nursing	16	00:00:43
Data Nebraska Center for Nursing	15	00:02:43
Licensing Nebraska Center for Nursing	12	00:01:22
Resources Nebraska Center for Nursing	11	00:02:30
Search results Nebraska Center for Nursing	11	00:00:07
Nebraska Nurses Day at the Legislature Nebraska Center for Nursing	7	00:00:14
Calendar Nebraska Center for Nursing	6	00:00:08

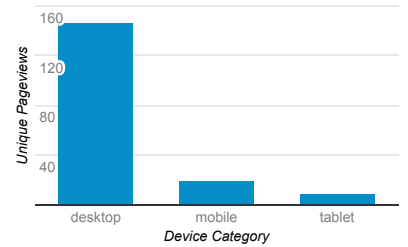
Top Landing Pages

Landing Page	Entrances	Bounce Rate
/	59	38.98%
/education	10	50.00%
/events/nebraska-nurses-day-legislature	6	66.67%
/licensing	6	66.67%
/about	5	40.00%
/data	5	40.00%
/board	4	50.00%
/resources	3	100.00%
/awards	1	100.00%
/nurses-making-difference-0	1	100.00%

Traffic from Social Networks

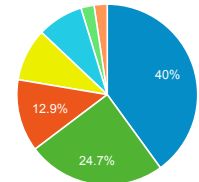
Social Network	Sessions
There is no data for this view.	

Device Type used to Visit Website



Users by Browser

■ Chrome ■ Internet Explorer
■ Edge ■ Safari ■ Firefox
■ Mozilla Compatible Agent
■ Other



Internet Explorer Browser Versions

Browser Version	Users
11.0	21